



# American Indian Profile

Fall 2012 Enrollment Information



**NORTHEASTERN**  
STATE UNIVERSITY



# NORTHEASTERN STATE UNIVERSITY

## The University

Northeastern State University is a comprehensive regional university that prepares students to succeed as global citizens by providing exceptional undergraduate and graduate programs, along with the only Doctorate of Optometry offered in Oklahoma (one of only 19 nationwide) and the only Bachelor of Arts degree in Cherokee Education in the nation.

## History

Northeastern was founded in 1846 as the Cherokee National Female Seminary, which opened in 1851. On March 6, 1909, the Oklahoma Legislature purchased the Seminary from the Cherokee Nation, and the following September classes began at the newly formed Northeastern State Normal School. In 2009, the NSU Centennial Celebration highlighted the university's 100 years as a state institution and dedicated a monument to the pre-eminent Cherokee scholar, Sequoyah.

## Center for Tribal Studies

The Center for Tribal Studies, founded in 1990, is a resource for bridging communication and interaction between tribal nations and the university. Within the context of American Indian higher education, the Center collaborates with other campus entities in program development, strategic planning, research guidance, student engagement and scholarly activities. Northeastern State University is a destination of choice for American Indian education, and the diverse campus culture nurtures a strong sense of community for Native students. Through educational leadership, cultural knowledge and professional development among students, scholars emerge - many of whom will serve in professions benefiting tribal governments and indigenous communities.

## Indigenous Scholar Development Center

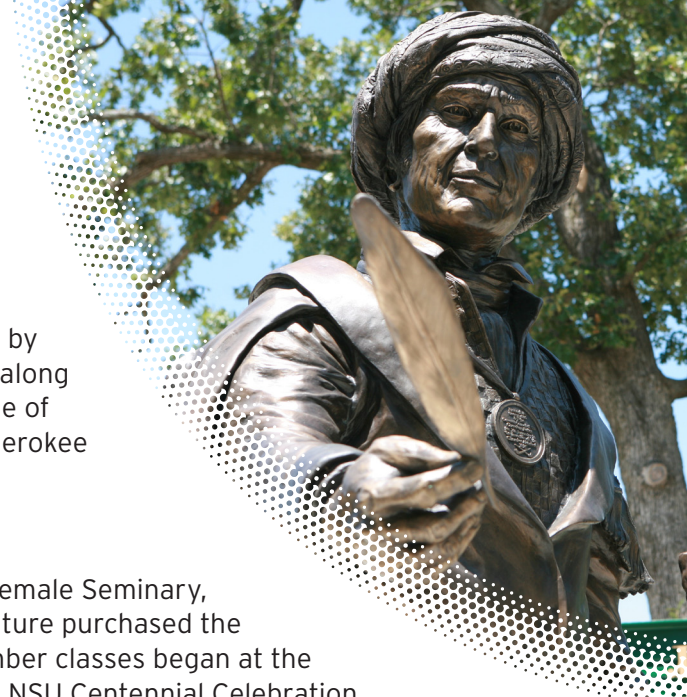
The Indigenous Scholar Development Center (ISDC) was established in the fall of 2011. Housed on the second floor of the John Vaughn Library adjacent to Special Collections, the Center offers services to enhance the academic experience of students in a supportive environment. ISDC staff offers guidance, advisement, cultural interaction and leadership development opportunities to increase persistence, retention, graduation and ultimately the professional success of Native American students.

## Cherokee Language Degree Programs

Unique to Northeastern State University, the Bachelor of Arts in Cherokee Language Education is the only American Indian language education degree available in the United States with a curriculum leading to state certification for teachers. Since 2005, the program has brought together university, global and local interests as part of a plan to strengthen the Cherokee language for future generations. In 2009, a bachelor's degree in Cherokee Cultural Studies was added as an option to study language along with other aspects of cultural studies for non-teachers. A Cherokee Studies minor is also available. With alumni now employed at universities and at the Cherokee Language Immersion School, NSU graduates play a vital role in language revitalization.

## Symposium on the American Indian

The 41st Annual Symposium on the American Indian is scheduled for April 8-13, 2013, hosted by the American Indian Heritage Committee. In collaboration with Weaving a Legacy, the 50th Anniversary of the Cherokee Heritage Center, the symposium theme is Technology Future, Technology Past: A Woven Link. Features include lectures, presentations, films, and cultural activities. Speakers are: Dr. Daniel Littlefield, Sequoyah Research Center; Dr. Colleen Fitzgerald, University of Texas linguist; Bunky Echo-Hawk, Pawnee artist; Robert Lewis, Cherokee storyteller; and others TBA. The NSU Powwow will be April 12 and 13.



# American Indian Undergraduate Enrollment

BY DEGREE AND ACADEMIC MAJOR » FALL 2012

---

## BACHELOR OF ARTS 238

American Indian Studies	5
Art - General	3
Art - Fine Arts Emphasis	8
Art - Graphic Design	6
Cherokee Cultural Studies	9
Communication Studies	4
English	24
Geography	2
History	8
Mass Communication - Advertising	4
Mass Communication - Journalism/Broadcast	11
Mass Communication - Public Relations	17
Media Studies - Journalism/Broadcast	2
Music - Jazz Studies	2
Music - Musical Arts	1
Political Science	5
Psychology - Developmental	3
Psychology - General	89
Psychology - Human Resource Development	1
Psychology - Mental Health	5
Sociology	9
Spanish	1
Theatre	4
Visual Communication - General	2
Visual Communication - Photography	8
Visual Communication - Web Design	5

---

## BACHELOR OF ARTS IN EDUCATION 67

Art Education	3
Cherokee Education	16
English Education	18
Social Studies Education	29
Spanish Education	1

---

## BACHELOR OF BUSINESS ADMINISTRATION 224

Accounting	48
Business - Undeclared	28
Business Administration	30
Entrepreneurship	5
Finance	3
Finance - Financial Management	18
Finance - Financial Planning	2
Hospitality & Tourism Management	20
Information Systems	13
International Business	2
Management - Human Resources	11
Management	14
Marketing	25
Supply Chain Management	5

---

## BACHELOR OF SOCIAL WORK 39

Pre-Social Work	26
Social Work	13

---

## BACHELOR OF MUSIC EDUCATION 5

Music Education	5
-----------------	---

---

## BACHELOR OF SCIENCE 508

Biology - Cellular Emphasis	51
Biology - Fish & Wildlife	12
Biology - Molecular	8
Biology - Organismic	34
Chemistry	15
Computer Science	24
Criminal Justice - Homeland Security	6
Criminal Justice - Legal Studies	17
Criminal Justice	81
Environmental Management	1
Environmental Science	2
Environmental, Health & Safety Management	35
Health & Human Performance - Clinical/Wellness	62
Health & Human Performance - Recreation/Fitness	14
Health Care Administration	35
Human & Family Science - Dietetics	7
Early Care	17
Human & Family Science	24
Mathematics	7
Medical Lab Science 2+2	10
Medical Lab Science 3+1	6
Organizational Leadership	19
Safety Management	1
Speech Language Pathology	20

---

## BACHELOR OF SCIENCE IN EDUCATION 210

Early Childhood Education	48
Elementary Education	98
Health & Physical Education	34
Mathematics Education	13
Special Education - Mild/Moderate	17

---

## BACHELOR OF SCIENCE IN SCIENCE EDUCATION 13

Science-Biology	10
Science-Chemistry	1
Science - Space/Earth	2

---

## BACHELOR OF SCIENCE IN NURSING 21

Nursing	21
---------	----

---

## BACHELOR OF TECHNOLOGY 6

Technology	6
------------	---

---

## PRE-PROFESSIONAL PROGRAMS 23

Pre-Nursing	12
Pre-Professional Health	11

---

## BACHELOR OF GENERAL STUDIES 44

General Studies	36
Certificate in Emergency Management and Planning	8

---

## TOTAL DECLARED MAJORS 1,398

## TOTAL UNDECLARED MAJORS 1,019

---

**TOTAL UNDERGRADUATE ENROLLMENT 2,417**

# American Indian Graduate Enrollment

BY DEGREE AND ACADEMIC MAJOR >> FALL 2012

<b>MASTER OF EDUCATION</b>	<b>69</b>	<b>MASTER OF SCIENCE</b>	<b>116</b>
Early Childhood Education	4	Accounting & Financial Analysis	8
Mathematics Education	3	Counseling Psychology	16
Reading	20	Criminal Justice	12
School Administration	22	Environmental/Health/Safety Management	6
School Counseling	9	Health & Kinesiology	9
Teaching	11	Higher Education Administration & Service - SPS	11
		Industrial Management	3
<b>MASTER OF ARTS</b>	<b>19</b>	Library Media/Information Technology	18
American Studies	3	Natural Sciences	5
Communication	7	Nursing Education	7
English	9	Speech Language Pathology	11
		Substance Abuse Counseling	10
<b>MASTER OF BUSINESS ADMINISTRATION</b>	<b>18</b>	<b>GRADUATE CERTIFICATE PROGRAMS</b>	<b>6</b>
Business Administration	11	Administrators CertificateLibrary Media	2
Professional	7	Specialist Certificate	1
		Post Baccalaureate Alternative Certificate	1
<b>DOCTOR OF OPTOMETRY</b>	<b>12</b>	Post Baccalaureate Teaching Certificate	1
Optometry	12	Reading Certificate	1
		<b>TOTAL DECLARED MAJORS</b>	<b>240</b>
		<b>TOTAL UNDECLARED MAJORS</b>	<b>9</b>

**TOTAL GRADUATE ENROLLMENT 249**

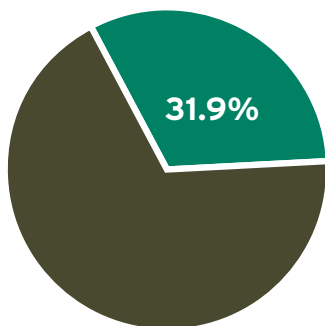
# American Indian Enrollment

DATA SOURCE: NSU Office of Assessment and Institutional Research

ENROLLMENT TOTAL >> FALL 2012

**TOTAL UNDERGRADUATE ENROLLMENT**

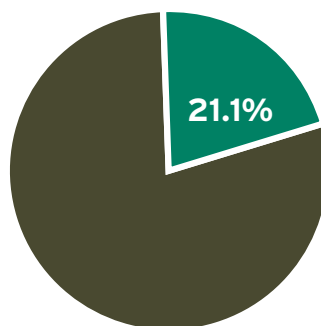
2,417 of 7,580



% OF ALL UNDERGRADUATE

**TOTAL GRADUATE ENROLLMENT**

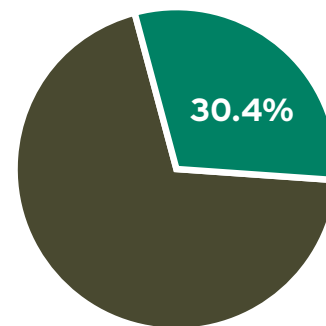
249 of 1,178



% OF ALL GRADUATE

**TOTAL ENROLLMENT FALL 2012**

2,666 of 8,758



% OF TOTAL STUDENTS



American Indian



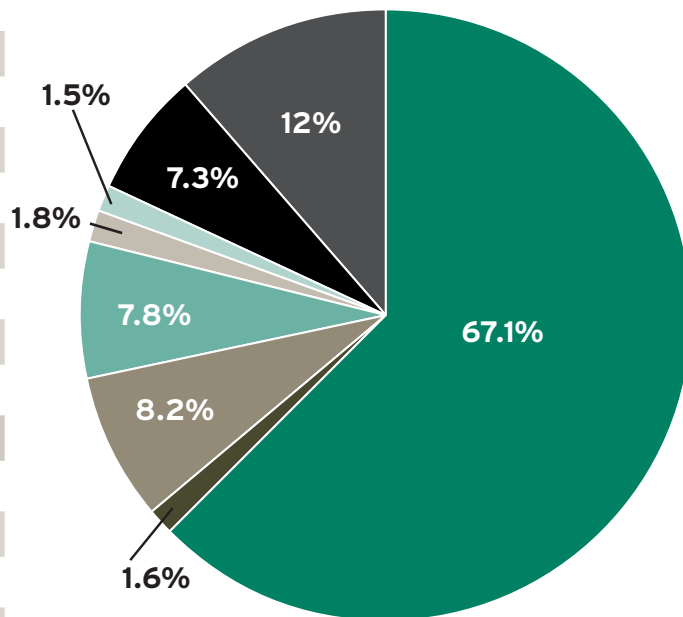
Other

# American Indian Enrollment

BY TRIBE » FALL 2012

TRIBE	STUDENTS	% TOTAL
Absentee Shawnee	1	0.0
Apache Tribe of Oklahoma	4	0.1
Caddo	3	0.1
Cherokee Nation	1,913	67.1
Cheyenne-Arapaho	13	0.5
Chickasaw Nation	45	1.6
Choctaw Nation	233	8.2
Citizen Band of Potawatomie	17	0.6
Comanche	8	0.3
Creek Nation	223	7.8
Delaware	15	0.5
Eastern Shawnee	4	0.1
Kaw	2	0.1
Kickapoo	1	0.0
Kiowa	10	0.4
Miami	5	0.2
Osage	42	1.5
Otoe-Missouria	5	0.2
Ottawa	2	0.1
Pawnee	9	0.3
Peoria	3	0.1
Ponca	1	0.0
Quapaw	5	0.2
Sac & Fox	5	0.2
Seminole Nation	25	0.9
Seneca-Cayuga	8	0.3
Thlopthlocco (of the Creek Nation)	1	0.0
United Keetoowah Band	52	1.8
Wichita and Affiliated Tribes	1	0.0
Wyandotte	2	0.1
Other US Tribes	35	1.2
Other North American Tribes	23	0.8
Uncoded	135	12

**2,851 TOTAL**



ENROLLMENT BY TRIBE » FALL 2012



\* Tribal code not listed in system files.

# Degrees Conferred

BY DEGREE AND ACADEMIC MAJOR » SUMMER 2011, Fall 2011, Spring 2012

<b>BACHELOR OF ARTS</b>	<b>72</b>	<b>BACHELOR OF SCIENCE</b>	<b>113</b>
American Indian Studies	1	Biology - Cellular Emphasis	11
Art - Fine Arts Emphasis	1	Biology - Fish & Wildlife	2
Art - Graphic Design	3	Biology - Molecular Emphasis	1
Cherokee Cultural Studies	3	Biology - Organismic	14
English	7	Chemistry	1
Geography	1	Computer Science	10
History	4	Criminal Justice - Degree Completion	1
Mass Communication - Journalism/Broadcast	2	Criminal Justice - Homeland Security	1
Mass Communication - Public Relations	1	Criminal Justice - Legal Studies	5
Musical Arts	2	Criminal Justice	20
Political Science	5	Engineering Physics	1
Psychology - Developmental	5	Environmental, Health & Safety Management	14
Psychology - General	24	Environmental Science	4
Psychology - Mental Health	8	Health & Human Performance - Clinical/Wellness	7
Sociology	2	Health & Human Performance - Recreation/Fitness	5
Visual Communication - Photography	2	Health Care Administration	3
Visual Communication - Web Design	1	Human & Family Science	5
		Mathematics	3
<b>BACHELOR OF ARTS IN EDUCATION</b>	<b>9</b>	Medical Lab Science 2+2	1
English Education	6	Medical Lab Science 3+1	1
Social Studies Education	3	Organizational Leadership	1
		Safety Management	1
<b>BACHELOR OF SCIENCE IN SCIENCE EDUCATION</b>	<b>2</b>	Speech Language Pathology	1
Science-Biology	2	<b>BACHELOR OF SCIENCE IN EDUCATION</b>	<b>57</b>
		Early Childhood Education	9
<b>BACHELOR OF TECHNOLOGY</b>	<b>3</b>	Elementary Education	32
Technology	3	Health & Physical Education	10
		Mathematics Education	1
<b>BACHELOR OF SOCIAL WORK</b>	<b>15</b>	Special Education - Mild/Moderate	5
Social Work	15	<b>BACHELOR OF BUSINESS ADMINISTRATION</b>	<b>50</b>
		Accounting	12
<b>BACHELOR OF SCIENCE IN NURSING</b>	<b>5</b>	Business Administration	7
Nursing	5	Entrepreneurship	2
		Finance - Financial Management	3
<b>BACHELOR OF GENERAL STUDIES</b>	<b>17</b>	Hospitality & Tourism Management	5
General Studies	17	Information Systems	3
		International Business	1
<b>BACHELOR OF MUSIC EDUCATION</b>	<b>1</b>	Management - Human Resources	4
Music Education	1	Management	1
		Marketing	10
		Supply Chain Management	2
		<b>TOTAL BACHELOR'S DEGREES</b>	<b>344</b>
<b>MASTER OF EDUCATION</b>	<b>15</b>	<b>MASTER OF SCIENCE</b>	<b>26</b>
Reading	3	Accounting & Financial Analysis	2
School Administration	9	Counseling Psychology	9
Teaching	3	Criminal Justice	3
		Health & Kinesiology	1
<b>MASTER OF ARTS</b>	<b>2</b>	Industrial Management	2
Communication	1	Library Media/Information Technology	2
English	1	Speech Language Pathology	4
		Substance Abuse Counseling	3
<b>MASTER OF BUSINESS ADMINISTRATION</b>	<b>11</b>		
Business Administration	9	<b>TOTAL MASTER'S &amp; DOCTORATES DEGREES</b>	<b>55</b>
Professional	2		
<b>DOCTOR OF OPTOMETRY</b>	<b>1</b>	<b>TOTAL DEGREES CONFERRED</b>	<b>399</b>
Optometry	1		

# Top Five Ranking Among Four-Year Colleges Serving American Indians

19th Annual *Winds of Change* College Guide, Fall 2012

## RANKED BY NUMBER OF BACCALAUREATE DEGREES CONFERRED

#1	Northeastern State University	350
#2	Oklahoma State University Main Campus	275
#3	University of Oklahoma Main Campus	252
#4	Arizona State University	197
#5	Southeastern Oklahoma State University	168

## RANKED BY NUMBER OF FULL-TIME UNDERGRADUATES

#1	Northeastern State University	1,860
#2	University of Oklahoma - Main Campus	1,130
#3	Oklahoma State University - Main Campus	977
#4	Southeastern Oklahoma State University	916
#5	Arizona State University	877

# American Indian Undergraduate and Graduate Enrollment

BY YEAR » FALL SEMESTERS 1992 TO 2012

YEAR	UNDERGRADUATE	GRADUATE	TOTAL AMERICAN INDIAN	NSU TOTAL	% AMERICAN INDIAN
2012	2,417	249	2,666	8,758	30.44
2011	2,290	236	2,526	9,361	26.98
2010	2,511	240	2,751	9,588	28.69
2009	2,309	257	2,566	9,318	27.54
2008	2,203	193	2,396	8,833	27.13
2007	2,343	252	2,595	9,261	28.02
2006	2,411	245	2,656	9,540	27.84
2005	2,396	240	2,636	9,702	27.17
2004	2,435	281	2,716	9,562	28.40
2003	2,422	223	2,645	9,297	28.45
2002	2,257	243	2,500	8,984	27.83
2001	2,187	183	2,370	8,603	27.55
2000	1,962	139	2,101	8,378	25.08
1999	1,769	91	1,860	8,121	22.90
1998	1,920	120	2,040	8,462	24.11
1997	1,875	109	1,984	8,503	23.33
1996	1,760	99	1,859	8,710	21.34
1995	1,786	130	1,916	8,273	23.16
1994	1,766	135	1,901	9,374	20.28
1993	1,582	138	1,720	9,299	18.50
1992	1,521	172	1,693	9,527	17.77



## NORTHEASTERN STATE UNIVERSITY

### STAFF

**Phyllis Fife, Ed.D.**

*Muscogee (Creek)*

Director

**Asa Lewis, BSE**

*Kiowa*

Coordinator for Student Programs

**Alisa Douglas, BA**

*Seminole*

Administrative Assistant

### NATIVE AMERICAN

#### STUDENT ORGANIZATIONS

Alpha Pi Omega Sorority

American Indian Business Leaders

American Indian Science &

Engineering Society

Indian University Scholars Society

Native American Student Association

Phi Sigma Nu Fraternity

### CENTER FOR TRIBAL STUDIES

#### LOCATION

Bacone House  
320 Academy Street  
Tahlequah, OK 74464

#### MAILING ADDRESS

Center for Tribal Studies  
600 N. Grand Ave.  
Tahlequah, OK 74464

918-444-4350

tribalstudies@nsuok.edu

www.nsuok.edu

#### OFFICE HOURS

Monday through Friday

8:00 a.m. - 5:00 p.m.

### 41ST ANNUAL SYMPOSIUM ON THE AMERICAN INDIAN

***Technology Future, Technology Past:***

***A Woven Link***

April 8-13, 2013