



American Indian Profile

Fall 2013 Enrollment Information



NORTHEASTERN
STATE UNIVERSITY

American Indian Student Profile - Katie Stewart

Selecting the right college can sometimes be a hard thing to do, unless you are Northeastern State University graduate Katharine Stewart, who said it was a really easy decision to make. Initially, when Stewart decided to attend an institution of higher education, she had applied at both Tulsa Community College and NSU, but that really it was a no-brainer when it came to making a choice.

"I grew up in a small country town, so schools like OU and OSU seemed a bit overwhelming," said Stewart. "NSU seemed like the perfect size. It was really nice. Everyone there is like a big family. I just loved the feel of the campus."

Stewart explained that her sister Sara Barnett had attended Northeastern and loved her experience. Through her sister she had already become acquainted with Dr. Phyllis Fife, Director of the Center for Tribal Studies, who had a huge impact on Stewart's academic experience. NSU was also extremely prompt and helpful with the enrollment process, making enrolling and beginning her academic journey an extremely memorable one.

"Dr. Fife has really just become a major part of the family," explains Stewart. "She is basically like another aunt. For me especially, she was someone I could relate to. When she went back to college she had three daughters, and I have three daughters, as well. She understood my struggles as a student, a mother and a wife. She was someone who could really push me academically and help me to step outside of my comfort zone. She really is amazing."

Stewart became a part of the NSU family and graduated in 2013 as a double major in Organismic-Biology and Criminal Justice. She was an Oklahoma Louis Stokes Alliance for Minority Participation in Science, Technology, Engineering and Mathematics (OKLSAMP) scholar, member of Rho Theta Sigma honor society, member of the NSU American Indian Science and Engineering Society (AISES) and her first year and a half on campus Stewart participated in the HIV/AIDS Health Promotion and Education Program, a grant program in partnership with the National Indian Women's Health Resource Center, that provided free HIV testing for American Indian students.

Stepping outside of her comfort zone is exactly what Stewart went on to do. She ended up in Costa Rica twice, once in 2010 and again in 2012. Stewart was able to travel to this Central American country for research through the Organization for Tropical Studies Native American and Pacific Islanders Research Experience, which was supported by the LSAMP program through the National Science Foundation. She was also involved in the Research Experience for Undergraduates (REU) program, at the University of Arkansas, the summer between her two trips to Costa Rica.



“American Indians are underrepresented in the research fields and this program works to change that,” she said. “The educational value of creating a research model and seeing it produce results was worth any hardship. I also had the opportunity to interact with PhDs from all over the world. This was a wonderful experience that I will never forget.”

A Muscogee (Creek) citizen, Stewart is thankful for the scholarship support she received from her tribe.

Like any other graduate, Stewart is planning her next move. She is currently applying for jobs and looking into graduate programs.

“I just really enjoyed the Tahlequah campus,” said Stewart. “I really hope to continue working with the university as much as I can. I had so much fun working with the students during the OTS NAPIRE summer programs.”

With the knowledge of how helpful NSU was, not only with her sister’s academic success, but also her professional success, Stewart knew that NSU was the school for her. She was able to make life-long friends, memories and even gain a few more family members.

“I enjoyed being a part of the NSU family,” said Stewart.





NORTHEASTERN STATE UNIVERSITY

The University

Northeastern State University is a comprehensive regional university that prepares students to succeed as global citizens by providing exceptional undergraduate and graduate programs, along with the only Doctorate of Optometry offered in Oklahoma (one of only 19 nationwide) and the only Bachelor of Arts degree in Cherokee Education in the nation.

History

Northeastern was founded in 1846 as the Cherokee National Female Seminary, which opened in 1851. On March 6, 1909, the Oklahoma Legislature purchased the Seminary from the Cherokee Nation, and the following September classes began at the newly formed Northeastern State Normal School. In 2009, the NSU Centennial Celebration highlighted the university's 100 years as a state institution and dedicated a monument to the pre-eminent Cherokee scholar, Sequoyah.

Center for Tribal Studies

The Center for Tribal Studies, founded in 1990, is a resource for bridging communication and interaction between tribal nations and the university. Within the context of American Indian higher education, the Center collaborates with other campus entities in program development, strategic planning, research guidance, student engagement and scholarly activities. Northeastern State University is a destination of choice for American Indian education, and the diverse campus culture nurtures a strong sense of community for Native students. Through educational leadership, cultural knowledge and professional development among students, scholars emerge - many of whom will serve in professions benefiting tribal governments and indigenous communities.

Indigenous Scholar Development Center

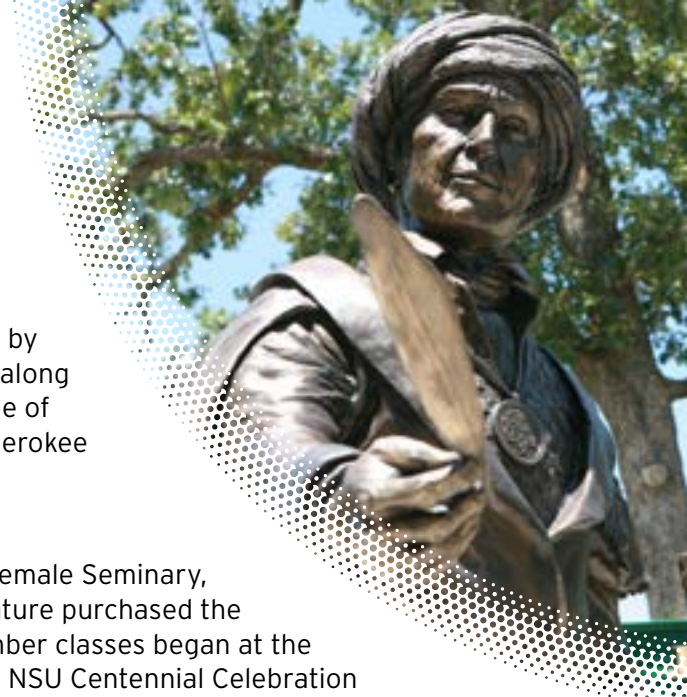
The Indigenous Scholar Development Center (ISDC) was established in the fall of 2011. Housed on the second floor of the John Vaughn Library adjacent to Special Collections, the Center offers services to enhance the academic experience of students in a supportive environment. ISDC staff offers guidance, advisement, cultural interaction and leadership development opportunities to increase persistence, retention, graduation and ultimately the professional success of Native American students.

Cherokee Language Degree Programs

Unique to Northeastern State University, the Bachelor of Arts in Cherokee Language Education is the only American Indian language education degree available in the United States with a curriculum leading to state certification for teachers. Since 2005, the program has brought together university, global and local interests as part of a plan to strengthen the Cherokee language for future generations. In 2009, a bachelor's degree in Cherokee Cultural Studies was added as an option to study language along with other aspects of cultural studies for non-teachers. A Cherokee Studies minor is also available. With alumni now employed at universities and at the Cherokee Language Immersion School, NSU graduates play a vital role in language revitalization.

Symposium on the American Indian

The 42nd Annual Symposium on the American Indian is scheduled for April 7-14, 2014 hosted by the American Indian Heritage Committee. The symposium theme is Thriving Nations-Resilient Peoples. Features include lectures, presentations, films, and cultural activities. Speakers are: Dr. Sarah Deer, William Mitchell College of Law Associate Professor; Dr. Colleen Fitzgerald, University of Texas-Arlington linguist; Dr. Donald Fixico, Arizona State University Distinguished Foundation Professor of History; Dr. Stacy Leeds, University of Arkansas School of Law Dean and Professor; John Trudell is an American author, poet, actor, musician, and former political activist.; and others TBA. The NSU Powwow will be April 13 and 14.



American Indian Undergraduate Enrollment

BY DEGREE AND ACADEMIC MAJOR » FALL 2013

BACHELOR OF ARTS	278
American Indian Studies	11
Art - Studio 2D Emphasis	5
Art - Fine Arts Emphasis	3
Art - Graphic Design	12
Cherokee Cultural Studies	6
Communication Studies	4
English	28
Geography	5
History	9
Mass Communication - Advertising	1
Mass Communication - Journalism/Broadcast	2
Mass Communication - Public Relations	5
Media Studies - Journalism/Broadcast	4
Media Studies - Advertising	1
Media Studies - Public Relations	11
Music - Jazz Studies	1
Political Science	5
Psychology - General	127
Psychology - Human Resource Development	1
Psychology - Mental Health	3
Sociology	16
Spanish	2
Theatre	4
Visual Communication - General	7
Visual Communication - Photography	4
Visual Communication - Web Design	1

BACHELOR OF ARTS IN EDUCATION	62
Art Education	4
Cherokee Education	14
English Education	21
Social Studies Education	22
Spanish Education	1

BACHELOR OF BUSINESS ADMINISTRATION	273
Accounting	77
Business - Undeclared	3
Business Administration	34
Entrepreneurship	8
Finance - Financial Management	16
Finance - Financial Planning	7
Hospitality & Tourism Management	21
Information Systems	20
International Business	2
Management - Human Resources	17
Management	25
Marketing	35
Supply Chain Management	8

BACHELOR OF SOCIAL WORK	54
Pre-Social Work	31
Social Work	23

BACHELOR OF MUSIC EDUCATION	3
Music Education	3

BACHELOR OF SCIENCE	559
Biology	1
Biology - Cellular Emphasis	56
Biology - Fish & Wildlife	18
Biology - Molecular	11
Biology - Organismic	35
Chemistry	10
Computer Science	29
Criminal Justice - Homeland Security	8
Criminal Justice - Legal Studies	16
Criminal Justice	84
Environmental, Health & Safety Management	42
Health & Human Performance	3
Health & Human Performance - Clinical/Wellness	65
Health & Human Performance - Recreation/Fitness	15
Health Care Administration	43
Human & Family Science	26
Human & Family Science - Dietetics	21
Human & Family Science - Early Care	19
Mathematics	6
Medical Lab Science 2+2	10
Medical Lab Science 3+1	2
Organizational Leadership	17
Speech Language Pathology	22

BACHELOR OF SCIENCE IN EDUCATION	216
Early Childhood Education	48
Elementary Education	108
Health & Physical Education	31
Mathematics Education	12
Special Education - Mild/Moderate	17

BACHELOR OF SCIENCE IN SCIENCE EDUCATION	12
Science - Biology	8
Science - Space/Earth	4

BACHELOR OF SCIENCE IN NURSING	34
Nursing	34

BACHELOR OF TECHNOLOGY	6
Technology	6

PRE-PROFESSIONAL PROGRAMS	18
Pre-Nursing	13
Pre-Professional Health	5

BACHELOR OF GENERAL STUDIES	35
General Studies	35

CERTIFICATE PROGRAMS	1
Reading Specialist Certificate	1

TOTAL DECLARED MAJORS	1,551
TOTAL UNDECLARED MAJORS	962

TOTAL UNDERGRADUATE ENROLLMENT 2,513

American Indian Graduate Enrollment

BY DEGREE AND ACADEMIC MAJOR » FALL 2013

MASTER OF EDUCATION	72
Early Childhood Education	2
Mathematics Education	3
Reading	20
School Administration	31
School Counseling	2
Science Education	3
Teaching	11

MASTER OF ARTS	18
American Studies	2
Communication	5
English	11

MASTER OF BUSINESS ADMINISTRATION	19
Business Administration	14
Professional	5

DOCTOR OF OPTOMETRY	17
Optometry	17

MASTER OF SCIENCE	119
Accounting & Financial Analysis	7
Counseling Psychology	17
Criminal Justice	13
Environmental/Health/Safety Management	10
Health & Kinesiology	11
Higher Education Leadership	17
Industrial Management	1
Library Media/Information Technology	9
Natural Sciences	5
Nursing Education	6
Speech Language Pathology	15
Substance Abuse Counseling	8

TOTAL DECLARED MAJORS	245
TOTAL UNDECLARED MAJORS	10

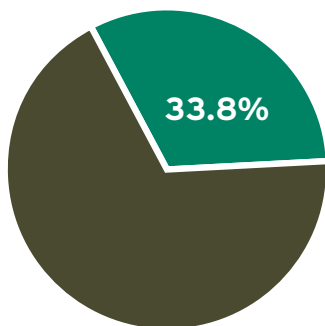
TOTAL GRADUATE ENROLLMENT 255

American Indian Enrollment

ENROLLMENT TOTAL » FALL 2013

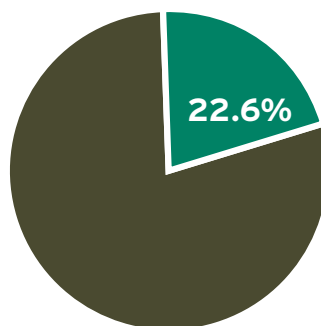
DATA SOURCE: NSU Office of Assessment and Institutional Research

TOTAL UNDERGRADUATE ENROLLMENT
2,513 of 7,431



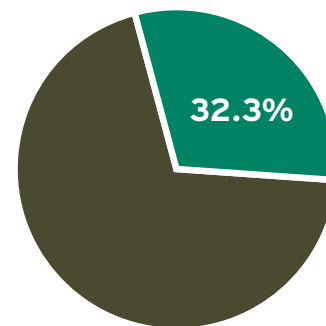
% OF ALL UNDERGRADUATE

TOTAL GRADUATE ENROLLMENT
255 of 1,128



% OF ALL GRADUATE

TOTAL ENROLLMENT FALL 2013
2,768 of 8,559



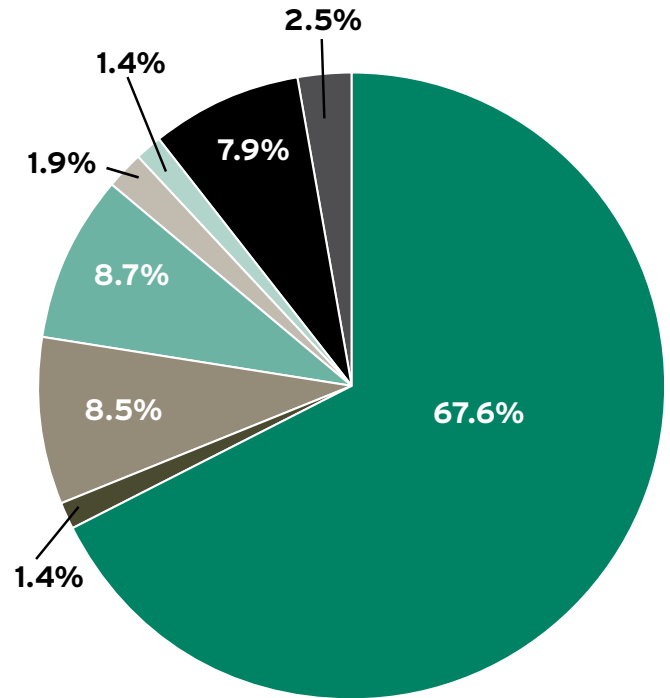
% OF TOTAL STUDENTS

■ American Indian ■ Other

American Indian Enrollment

BY TRIBE >> FALL 2013

TRIBE	STUDENTS	% TOTAL
Absentee Shawnee	7	0.2
Apache	6	0.2
Caddo	1	0.0
Cherokee Nation	1,996	67.6
Cheyenne-Arapaho	14	0.5
Chickasaw Nation	41	1.4
Choctaw Nation	252	8.5
Citizen Band of Potawatomie	16	0.5
Comanche	6	0.2
Creek Nation	258	8.7
Delaware	18	0.6
Eastern Shawnee	5	0.2
Iowa	1	0.0
Kaw	2	0.1
Kickapoo	3	0.1
Kiowa	8	0.3
Miami	4	0.1
Osage	42	1.4
Otoe-Missouria	4	0.1
Ottawa	3	0.1
Pawnee	9	0.3
Peoria	4	0.1
Ponca	3	0.1
Quapaw	7	0.2
Sac & Fox	8	0.3
Seminole Nation	23	0.8
Seneca-Cayuga	9	0.3
Thiophthlocco (of the Creek Nation)	0	0.0
United Keetoowah Band	56	1.9
Wichita	2	0.1
Wyandotte	6	0.2
Other US Tribes	37	1.3
Other North American Tribes	29	1
Uncoded	74	2.5



ENROLLMENT BY TRIBE >> FALL 2013



2,954 TOTAL*

*Total includes individuals who have self-identified as multiple tribal affiliates

Degrees Conferred

BY DEGREE AND ACADEMIC MAJOR >> SUMMER 2012, Fall 2012, Spring 2013

BACHELOR OF ARTS	74
American Indian Studies	3
Art - Fine Arts Emphasis	2
Cherokee Cultural Studies	2
English	7
Geography	1
History	3
Mass Communication - Advertising	3
Mass Communication - Journalism/Broadcast	4
Mass Communication - Public Relations	2
Musical Arts	1
Political Science	3
Psychology - Developmental	3
Psychology - General	26
Psychology - Mental Health	7
Sociology	1
Theatre	2
Visual Communication - Photography	2
Visual Communication - Web Design	2

BACHELOR OF ARTS IN EDUCATION	12
Art Education	2
Cherokee Education	1
English Education	4
Social Studies Education	5

BACHELOR OF SCIENCE IN SCIENCE EDUCATION	4
Science-Biology	4

BACHELOR OF TECHNOLOGY	1
Technology	1

BACHELOR OF SOCIAL WORK	9
Social Work	9

BACHELOR OF SCIENCE IN NURSING	8
Nursing	8

BACHELOR OF GENERAL STUDIES	24
General Studies	24

BACHELOR OF MUSIC EDUCATION	0
Music Education	0

CERTIFICATE PROGRAMS	5
CERT-Emergency Management & Planning	5

MASTER OF EDUCATION	18
Mathematics Education	1
Reading	8
School Administration	2
School Counseling	2
Teaching	5

MASTER OF ARTS	5
American Studies	1
Communication	3
English	1

MASTER OF BUSINESS ADMINISTRATION	2
Professional Masters of Business Administration	2

BACHELOR OF SCIENCE	114
Biology - Cellular Emphasis	11
Biology - Fish & Wildlife	5
Biology - Molecular Emphasis	4
Biology - Organismic	7
Chemistry	3
Computer Science	7
Criminal Justice	20
Criminal Justice - Degree Completion	4
Criminal Justice - Homeland Security	1
Criminal Justice - Legal Studies	5
Environmental, Health & Safety Management	16
Environmental Science	2
Health & Human Performance - Clinical/Wellness	10
Health & Human Performance - Recreation/Fitness	4
Health Care Administration	11
Human & Family Science	11
Mathematics	1
Medical Lab Science 2+2	2
Medical Lab Science 3+1	1
Organizational Leadership	5
Speech Language Pathology	14

BACHELOR OF SCIENCE IN EDUCATION	47
Early Childhood Education	13
Elementary Education	21
Health & Physical Education	4
Mathematics Education	4
Special Education - Mild/Moderate	5

BACHELOR OF BUSINESS ADMINISTRATION	54
Accounting	13
Business Administration	1
Entrepreneurship	3
Finance - Financial Management	6
Finance - Financial Planning	3
Hospitality & Tourism Management	3
Information Systems	3
Management - Human Resources	6
Management	4
Marketing	11
Supply Chain Management	1

TOTAL BACHELOR'S DEGREES	377
---------------------------------	------------

MASTER OF SCIENCE	27
Accounting & Financial Analysis	2
Counseling Psychology	5
Criminal Justice	2
Health & Kinesiology	2
Library Media/Information Technology	6
Speech Language Pathology	7
Substance Abuse Counseling	3

MASTER OF SCIENCE IN NURSING	1
Nursing Education	1

TOTAL MASTER'S DEGREES & DOCTORATES	53
--	-----------

TOTAL DEGREES & CERTIFICATES CONFERRED 435

Top Five Ranking Among Four-Year Colleges Serving American Indians

20th Annual *Winds of Change* College Issue, Fall 2013

RANKED BY NUMBER OF BACCALAUREATE DEGREES CONFERRED

#1	Northeastern State University	287
#2	Oklahoma State University Main Campus	237
#3	University of Oklahoma Main Campus	218
#4	Arizona State University	178
#5	Southeastern Oklahoma State University	174

RANKED BY NUMBER OF FULL-TIME UNDERGRADUATES

#1	Northeastern State University	2,426
#2	Oklahoma State University Main Campus	1,509
#3	Arizona State University	1,222
#4	Southeastern Oklahoma State University	1,194
#5	University of Oklahoma Main Campus	1,174

DATA SOURCES: *Peterson's Four Year Colleges*, Princeton: Peterson's Guides, Inc.; Integrated Post Secondary Education Data System



NATIVE WORDS NATIVE WARRIORS

Jan. 25 - April 7, 2014

An exhibit devoted to World War I and II Native American code talkers and veterans from over a dozen different tribes.

**Northeastern State University
John Vaughan Library, 2nd Floor**

600 N. Grand Ave
Tahlequah, OK 74464

Mon-Thur: 7:30 a.m. - Midnight

Fri: 7:30 a.m. - 5 p.m.

Sat: 2 p.m. - 6 p.m.

Sun: 2 p.m. - Midnight

918-444-3235

Upcoming Special Events

Jan. 30 - Presentation & Book Signing with Dr. William C. Meadows, author of *The Comanche Code Talkers of World War II*

Feb. 14 - Cherokee Veterans' Day Ceremony

March 4 - Presentation & Book Signing with Dr. Tom Holm (Creek/Cherokee), veteran and author of *Code Talkers and Warriors: Native Americans and World War II*, *The Great Confusion in Indian Affairs: Native Americans and Whites in the Progressive Era*, and *Strong Hearts, Wounded Souls: Native American Veterans of the Vietnam War*

April 7 - Presentation & Book Signing with Laura Tohe (Dine) poet, scholar, and author of *Code Talker Stories*.

Exhibit and events are free and open to the public.



Top: Pearl Harbor, December 7, 1941, National Archives / Bottom: Navajo code talkers, 1943, National Archives

Developed by the Smithsonian's National Museum of the American Indian and the Smithsonian Institution Traveling Exhibition Service with generous support from Elizabeth Hunter Solomon, the Smithsonian Women's Committee, and the AMB Foundation

 Smithsonian Institution

 **NORTHEASTERN**
STATE UNIVERSITY



GATHER HERE. GO FAR.

- » Online, blended and traditional class options
- » Financial aid (for those who qualify)
- » More than 50 majors available
- » More Native American bachelor's degrees conferred and highest American Indian enrollment among 4-year public universities*
- » Nation's first American Indian language education degree program (Cherokee Language Education)
- » American Indian Studies and Cherokee Cultural Studies degrees
- » Indigenous Scholar Development Center
- » Center for Tribal Studies
- » Native American out-of-state tuition waiver

**Sources: Diverse Issues in Higher Ed 2013; Peterson's Four-Year Colleges, Princeton; Peterson's Guides, Inc.; Integrated Post Secondary Education Data System, 20th Annual Winds of Change College Issue, Fall 2013*



/NSURiverhawks

www.Go2NSU.com



NORTHEASTERN
STATE UNIVERSITY

American Indian Undergraduate and Graduate Enrollment

BY YEAR » FALL SEMESTERS 1992 TO 2013

YEAR	UNDERGRADUATE	GRADUATE	TOTAL AMERICAN INDIAN	NSU TOTAL	% AMERICAN INDIAN
2013	2,513	255	2,768	8,559	32.34
2012	2,417	249	2,666	8,758	30.44
2011	2,290	236	2,526	9,361	26.98
2010	2,511	240	2,751	9,588	28.69
2009	2,309	257	2,566	9,318	27.54
2008	2,203	193	2,396	8,833	27.13
2007	2,343	252	2,595	9,261	28.02
2006	2,411	245	2,656	9,540	27.84
2005	2,396	240	2,636	9,702	27.17
2004	2,435	281	2,716	9,562	28.40
2003	2,422	223	2,645	9,297	28.45
2002	2,257	243	2,500	8,984	27.83
2001	2,187	183	2,370	8,603	27.55
2000	1,962	139	2,101	8,378	25.08
1999	1,769	91	1,860	8,121	22.90
1998	1,920	120	2,040	8,462	24.11
1997	1,875	109	1,984	8,503	23.33
1996	1,760	99	1,859	8,710	21.34
1995	1,786	130	1,916	8,273	23.16
1994	1,766	135	1,901	9,374	20.28
1993	1,582	138	1,720	9,299	18.50
1992	1,521	172	1,693	9,527	17.77



NORTHEASTERN STATE UNIVERSITY

STAFF

Phyllis Fife, Ed.D.
Muscogee (Creek)
Director

Alisa Douglas, BA
Seminole
Coordinator for Student Programs

Marsey Harjo, BA
Seminole
Administrative Assistant

NATIVE AMERICAN

STUDENT ORGANIZATIONS

Alpha Pi Omega Sorority
American Indian Business Leaders
American Indian Science &
Engineering Society
Indian University Scholars Society
Native American Student Association
Phi Sigma Nu Fraternity

CENTER FOR TRIBAL STUDIES

LOCATION

Bacone House
320 Academy Street
Tahlequah, OK 74464

MAILING ADDRESS

Center for Tribal Studies
600 N. Grand Ave.
Tahlequah, OK 74464

918-444-4350
tribalstudies@nsuok.edu
www.nsuok.edu

OFFICE HOURS

Monday through Friday
8:00 a.m. - 5:00 p.m.

42ND ANNUAL SYMPOSIUM ON THE AMERICAN INDIAN

Thriving Nations - Resilient Peoples

April 7-12, 2014