



NORTHEASTERN STATE UNIVERSITY

# OUTCOMES SURVEY

Fall 2015 & Spring 2016

## FINAL UNIVERSITY OUTCOME

88%

of respondents are either employed or seeking additional education



## AVERAGE INCOME/SALARY



Business & Technology



College of Liberal Arts



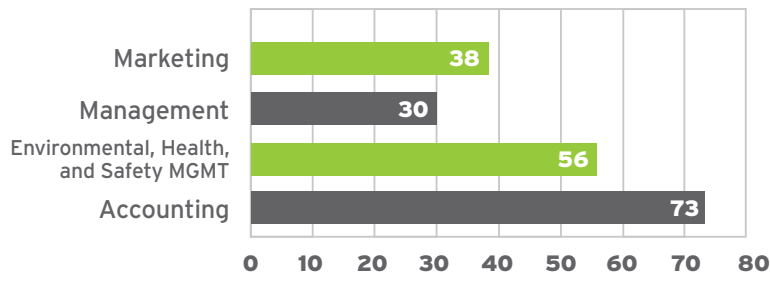
Education



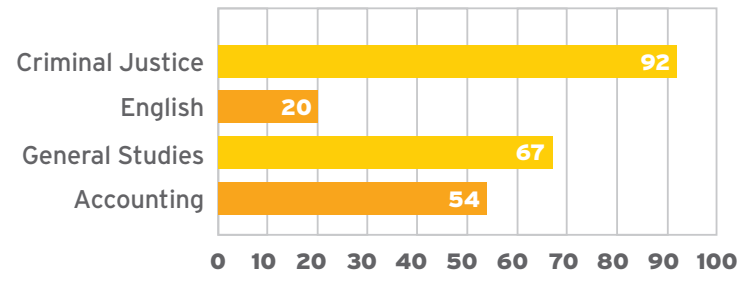
Science & Health Professions

## TOP 4 MAJORS BY COLLEGE (BY NUMBER OF GRADUATES)

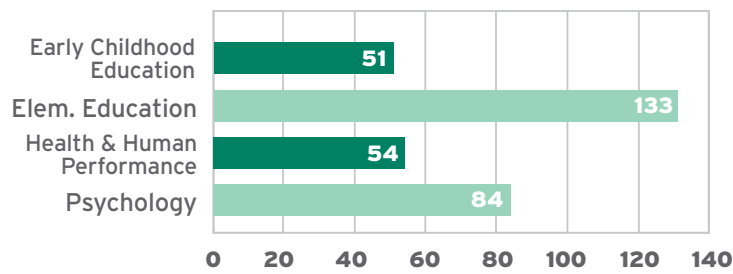
### Business & Technology



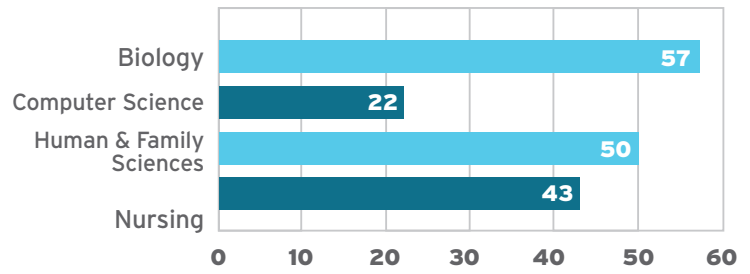
### College of Liberal Arts



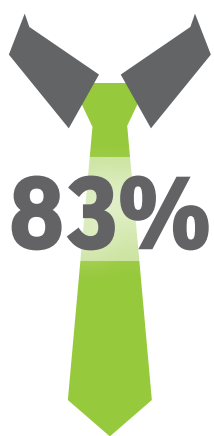
### Education



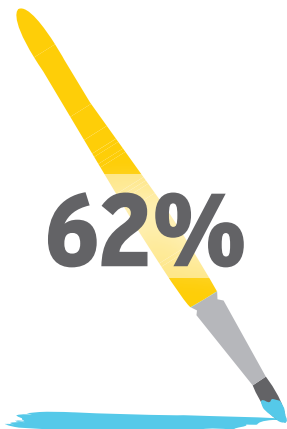
### Science & Health Professions



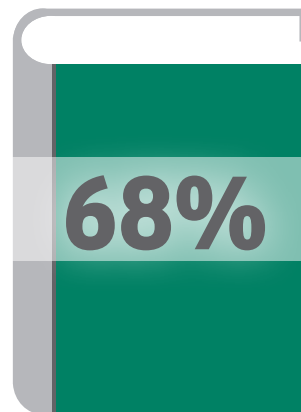
## RESPONDENTS WORKING FULL TIME BY COLLEGE (BY NUMBER OF GRADUATES)



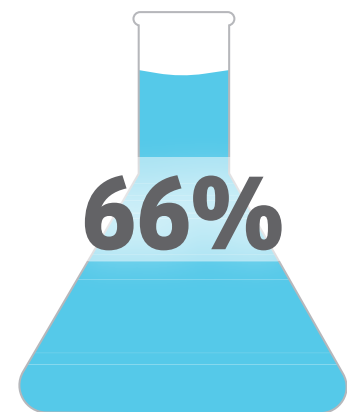
Business & Technology



College of Liberal Arts



Education



Science & Health Professions

NORTHEASTERN STATE UNIVERSITY



This collected data provides prospective and current students with a snapshot of the benefits and opportunities a degree from NSU can provide. The purpose of this study goes beyond recruitment as it gives the university's colleges a real-time reflection of an ever-changing economic landscape in order to better tailor programs to maintain the reputation of NSU graduates as competitive, competent and well prepared.